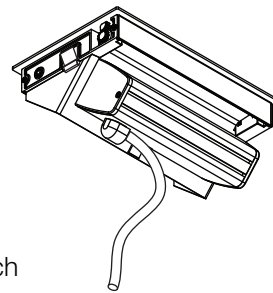
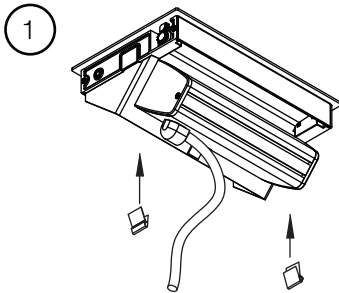
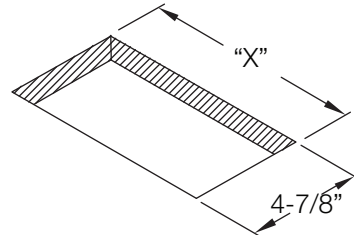




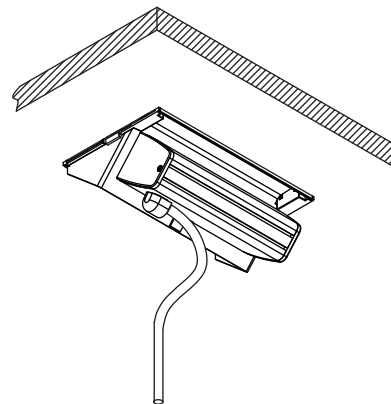
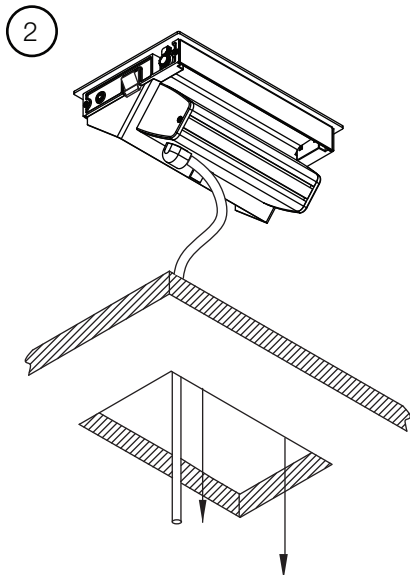
INSTALLATION INSTRUCTIONS FOR ELLORA B

Install data jacks as described in the installation instructions provided with data adapters, BE03655

ElloraB		"X" Dim.
BE02511B	4 Windows	7-7/8"
BE02511B	5 Windows	9-3/8"
BE02511B	6 Windows	10-7/8"



Attach 1 clips, at each end of unit base.



Note: In a conduit application, conduit should be supported according to local code. When managing conduit and cabling exiting the unit, ensure there is adequate slack to allow unit to open properly