
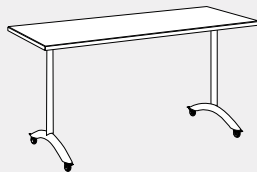


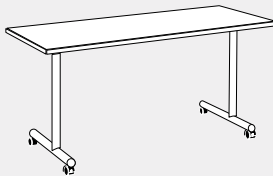
SHAPES & SIZES



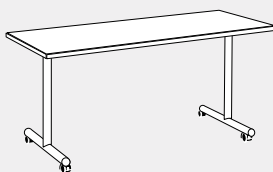
LEG OPTIONS



ARCHED



C-LEG



T-LEG

FEATURES

- Standard height 29"
- 2" diameter columns and feet
- Single-point latch mechanism
- Heavy-duty tubular steel mounting beam
- Steel hinges
- Nesting: 4-3/4" between each table and add 2-1/4" to the table's length
- Arched Legs, 3" skate casters
- C-T Legs, standard 2" locking wheel casters
- Stock colors: Black and Silver
- Wide array of powder coat finishes

OPTIONS

- Wide array of powder coat finishes
- Arched, C, and T legs
- TFL tops with matching edge
- HPL tops with matching or contrasting, wood or urethane edges
- All Wilsonart & Formica Laminates
- Wood Veneer tops with 3mm edges stained to match the veneer, square or optional round corner

ACCESSORIES

- Modesty panels
- Grommets
- Power & Data
- Wire Management
- Quick-Align Table connector

10-YEAR PARTS & LABOR WARRANTY

1-DAY | 5-DAY | OPTIONS+ | SHIPPING