



COLOR & FINISH OPTIONS

Follow the steps outlined below to configure your product. The image pictured will indicate in green what area of the product you are selecting a finish for.


STEP 1 LAMINATE



\*Leg columns/feet are always black

WHITEBOARD LAMINATE

WHITE  
(949-90)



WOODGRAIN LAMINATE

HIGH RISE  
(4996-38)



RIVER CHERRY  
(7937-38)



XANADU  
(7945-38)



WENGE STRAND  
(6306-58)



KENSINGTON  
MAPLE (10776-60)



STUDIO TEAK  
(7960-60)



WHEAT STRAND  
(6212-58)



BURNT STRAND  
(6307-58)



PATTERN LAMINATE

WHITE NEBULA  
(4621-60)



CARBON EV  
(4820-60)



CLASSIC LINEN  
(4944-38)



NAVY LEGACY  
(4651-60)



CRISP LINEN  
(4942-38)



CITADEL WARP  
(5882-58)



EARTHEN WARP  
(5880-58)



GRAPHITE TWILL  
(8829-58)



WASHI CRYSTAL  
(5017-38)



GRAPHITE NEBULA  
(4623-60)



CANYON ZEPHYR  
(4842-60)



EARTHEN TWILL  
(8828-58)



GREY NEBULA  
(4622-60)



WASHI PEWTER  
(5018-38)



CLOUD NEBULA  
(4630-60)




SARUM TWILL  
(8827-58)



PRESSED LINEN  
(4991-38)



NEUTRAL WEFT  
(5875-58)



TAILORED LINEN  
(4992-38)




NEUTRAL TWILL  
(8826-58)



MAGNOLIA  
(5012-60)



SUNNY SIDE UP  
(13089-60)



CANDY APPLE  
(13096-60)



NEON CARROT  
(13101-60)



MUSHROOM  
(5013-60)



NORI  
(13091-60)



CONCORD GRAPE  
(13098-60)



BLUE FELT  
(9320-58)



BATTLESHIP  
(5014-60)



CATALINA  
(13092-60)



ASTER  
(13099-60)



YELLOW FELT  
(4972-58)



DRAGON FIRE  
(13088-60)



FRESH CUT  
(13095-60)



BLACKBIRD  
(5024-60)



GREEN FELT  
(4974-58)



\*For additional laminate options, please contact your salesperson.

Differences between the printing process and production techniques may cause slight variations in the color swatches shown here and the actual manufactured product. We highly recommend requesting a sample of the finish for a more exact representation of the color. All samples are subject to availability at the time of ordering. Finish options are subject to change without notice.



# COLOR & FINISH OPTIONS

Continue to follow the steps outlined below to configure your product. The image pictured will indicate in green what area of the product you are selecting a finish for.

## STEP 1 LAMINATE CONTINUED

### SOLID LAMINATE

PORT (D14-60)	EARTH (5342-58)	WHITE (1570-60)	CITADEL (1097-58)
SPECTRUM RED (845-58)	STORM (912-58)	NEUTRAL WHITE (918-58)	NORTH SEA (D90-60)
CLEMENTINE (2962-58)	BLACK (1595-60)	FASHION GREY (D381-60)	CASSIS (6903-58)
ISLAND (D498-60)	ATLANTIS (D25-60)	FOLKSTONE (D27-58)	ORANGE GROVE (D501-60)

\*For additional laminate options, please contact your salesperson.

## STEP 2 EDGE

### STANDARD EDGE COLOR OPTIONS

FIRE TRUCK	VANILLA BLUE				
PURPLE	BLUESCAPE				
BLACK	GRASS GREEN			GREEN BEAN	ORANGESICLE
MOD NAVY	GRAPHITE (CHARCOAL)			GRAPLE	LELLO
COFFEE (HM MEDIUM TONE)	COOL GRAY			TANG	WISDOM (PLATINUM)
B-GREY	BROWN (CB BROWN)			BEIGE (HM LIGHT TONE)	TAUPE (INNERTONE R)

Differences between the printing process and production techniques may cause slight variations in the color swatches shown here and the actual manufactured product. We highly recommend requesting a sample of the finish for a more exact representation of the color. All samples are subject to availability at the time of ordering. Finish options are subject to change without notice.

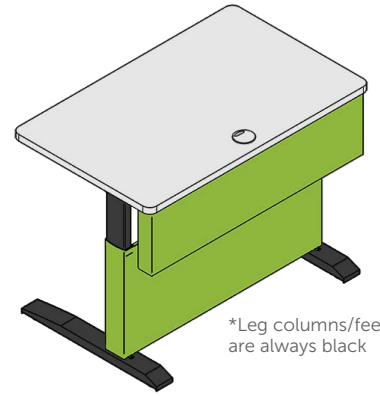


COLOR & FINISH OPTIONS

Continue to follow the steps outlined below to configure your product. The image pictured will indicate in green what area of the product you are selecting a finish for.

STEP 3 PAINT

STANDARD PAINT COLOR OPTIONS



TITANIUM (METALLIC)		PLATINUM (METALLIC)	
ALPINE SILVER (METALLIC)		DESIGNER GREY (TEXTURED)	
CHICORY (TEXTURED)		BROWN (TEXTURED)	
BLACK (TEXTURED)		GEORGIAN GREY (TEXTURED)	
WISDOM (GLOSS)		FLANNEL (GLOSS)	
PURPLE (GLOSS)		COFFEE (GLOSS)	
LELLO (GLOSS)		NAVY (GLOSS)	
		BLUESCAPE (GLOSS)	
		GRASS GREEN (GLOSS)	
		ORANGESICLE (GLOSS)	
		TANG (GLOSS)	
		FIRE TRUCK RED (GLOSS)	
		GRAPHITE (TEXTURED)	
		COOL GREY (GLOSS)	
		VANILLA BLUE (GLOSS)	
		GREEN BEAN (GLOSS)	

Differences between the printing process and production techniques may cause slight variations in the color swatches shown here and the actual manufactured product. We highly recommend requesting a sample of the finish for a more exact representation of the color. All samples are subject to availability at the time of ordering. Finish options are subject to change without notice.