



COLOR & FINISH OPTIONS

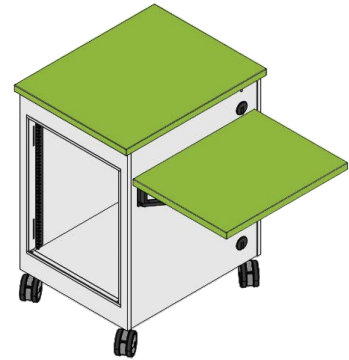
Follow the steps outlined below to configure your product. The image pictured will indicate in green what area of the product you are selecting a finish for.

STEP 1 LAMINATE (MATCHING EDGE)

WOODGRAIN LAMINATE



SOLID LAMINATE

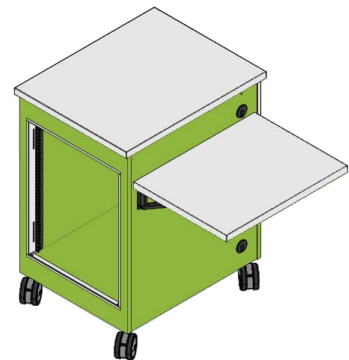


STEP 2 RACK BOX (MATCHING EDGE)

WOODGRAIN LAMINATE



SOLID LAMINATE



Differences between the printing process and production techniques may cause slight variations in the color swatches shown here and the actual manufactured product. We highly recommend requesting a sample of the finish for a more exact representation of the color. All samples are subject to availability at the time of ordering. Finish options are subject to change without notice.

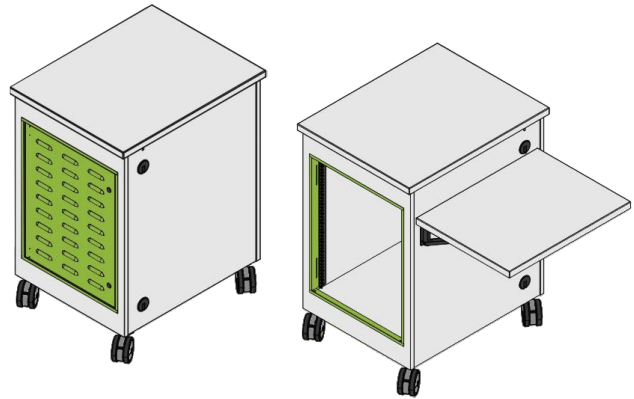


COLOR & FINISH OPTIONS

Continue to follow the steps outlined below to configure your product. The image pictured will indicate in green what area of the product you are selecting a finish for.

STEP 3 PAINT

STANDARD PAINT COLOR OPTIONS



TITANIUM
(METALLIC)



PLATINUM
(METALLIC)



ALPINE SILVER
(METALLIC)



DESIGNER GREY
(TEXTURED)



CHICORY
(TEXTURED)



BROWN
(TEXTURED)



GEORGIAN GREY
(TEXTURED)



GRAPHITE
(TEXTURED)



BLACK
(TEXTURED)



FLANNEL
(GLOSS)



COFFEE
(GLOSS)



COOL GREY
(GLOSS)



WISDOM
(GLOSS)



NAVY
(GLOSS)



BLUESCAPE
(GLOSS)



VANILLA BLUE
(GLOSS)



PURPLE
(GLOSS)



GRAPLE
(GLOSS)



GRASS GREEN
(GLOSS)



GREEN BEAN
(GLOSS)



LELLO
(GLOSS)



ORANGESICLE
(GLOSS)



TANG
(GLOSS)



FIRE TRUCK RED
(GLOSS)

Differences between the printing process and production techniques may cause slight variations in the color swatches shown here and the actual manufactured product. We highly recommend requesting a sample of the finish for a more exact representation of the color. All samples are subject to availability at the time of ordering. Finish options are subject to change without notice.